

CUMBERLAND COUNTY Statement of Vote
CUM_20200707_E

REPUBLICAN COMMERCIAL TOWNSHIP COMMITTEE														
	Registration	Ballots Cast	Turnout (%)	COMMERCIAL TOWNSHIP COMMITTEE	Ronald L. Sutton Sr.	Personal Choice								
Commercial 1 - Election Day	801	2	0.25		2	0								
Commercial 1 - Emergency	801	0	0.00		0	0								
Commercial 2 - Election Day	0	0	0.00		0	0								
Commercial 2 - Emergency	0	0	0.00		0	0								
Commercial 3 - Election Day	0	0	0.00		0	0								
Commercial 3 - Emergency	0	0	0.00		0	0								
Commercial 4 - Election Day	0	0	0.00		0	0								
Commercial 4 - Emergency	0	0	0.00		0	0								
Commercial Mail-In Ballot - Mail-In	0	265	0.00		218	5								
Commercial Provisional - Provisional	0	67	0.00		55	3								
Election Day Totals	801	2	0.25		2	0								
Mail-In Ballot Totals	0	265	0.00		218	5								
Provisional Totals	0	67	0.00		55	3								
Emergency Totals	801	0	0.00		0	0								
District Totals - Absentee														
District Grand Totals														
Commercial Township	801	334	41.70		275	8								
Grand Totals	801	334	41.70		275	8								



**CUMBERLAND COUNTY Statement of Vote
CUM_20200707_E**


REPUBLICAN DEERFIELD TOWNSHIP COMMITTEE

	Registration	Ballots Cast	Turnout (%)	DEERFIELD TOWNSHIP COMMITTEE	Anthony A. Brago	Dominick A. Pattiucci	Personal Choice								
Deerfield 1 - Election Day	656	1	0.15		1	1	0								
Deerfield 1 - Emergency	656	0	0.00		0	0	0								
Deerfield Mail-In Ballot - Mail-In B	0	217	0.00		199	189	4								
Deerfield Provisional - Provisional	0	40	0.00		34	31	0								
Election Day Totals	656	1	0.15		1	1	0								
Mail-In Ballot Totals	0	217	0.00		199	189	4								
Provisional Totals	0	40	0.00		34	31	0								
Emergency Totals	656	0	0.00		0	0	0								
District Totals - Absentee															
District Grand Totals															
Deerfield Township	656	258	39.33		234	221	4								
Grand Totals	656	258	39.33		234	221	4								




CUMBERLAND COUNTY Statement of Vote
CUM_20200707_E

REPUBLICAN DOWNE TOWNSHIP COMMITTEE													
	Registration	Ballots Cast	Turnout (%)	DOWNE TOWNSHIP COMMITTEE	Edward Bart	Stephen Byrne	Personal Choice						
Downe 1 - Election Day	473	2	0.42		1	2	0						
Downe 1 - Emergency	473	0	0.00		0	0	0						
Downe 2 - Election Day	0	0	0.00		0	0	0						
Downe 2 - Emergency	0	0	0.00		0	0	0						
Downe Mail-In Ballot - Mail-In Ballot	0	134	0.00		111	120	3						
Downe Provisional - Provisional	0	56	0.00		47	48	0						
Election Day Totals	473	2	0.42		1	2	0						
Mail-In Ballot Totals	0	134	0.00		111	120	3						
Provisional Totals	0	56	0.00		47	48	0						
Emergency Totals	473	0	0.00		0	0	0						
District Totals - Absentee													
District Grand Totals													
Downe Township	473	192	40.59		159	170	3						
Grand Totals	473	192	40.59		159	170	3						




CUMBERLAND COUNTY Statement of Vote
CUM_20200707_E

REPUBLICAN FAIRFIELD TOWNSHIP COMMITTEE													
	Registration	Ballots Cast	Turnout (%)	FAIRFIELD TOWNSHIP COMMITTEE	Personal Choice								
Fairfield 1 - Election Day	523	0	0.00		0								
Fairfield 1 - Emergency	523	0	0.00		0								
Fairfield 2 - Election Day	0	0	0.00		0								
Fairfield 2 - Emergency	0	0	0.00		0								
Fairfield 3 - Election Day	0	0	0.00		0								
Fairfield 3 - Emergency	0	0	0.00		0								
Fairfield 4 - Election Day	0	0	0.00		0								
Fairfield 4 - Emergency	0	0	0.00		0								
Fairfield Mail-In Ballot - Mail-In Ballot	0	179	0.00		1								
Fairfield Provisional - Provisional	0	24	0.00		0								
Election Day Totals	523	0	0.00		0								
Mail-In Ballot Totals	0	179	0.00		1								
Provisional Totals	0	24	0.00		0								
Emergency Totals	523	0	0.00		0								
District Totals - Absentee													
District Grand Totals													
Fairfield Township	523	203	38.81		1								
Grand Totals	523	203	38.81		1								



CUMBERLAND COUNTY Statement of Vote
CUM_20200707_E

REPUBLICAN GREENWICH TOWNSHIP COMMITTEE														
	Registration	Ballots Cast	Turnout (%)	GREENWICH TOWNSHIP COMMITTEE	Personal Choice									
Greenwich 1 - Election Day	199	0	0.00		0									
Greenwich 1 - Emergency	199	0	0.00		0									
Greenwich Mail-In Ballot - Mail-In	0	69	0.00		5									
Greenwich Provisional - Provision	0	15	0.00		6									
Election Day Totals	199	0	0.00		0									
Mail-In Ballot Totals	0	69	0.00		5									
Provisional Totals	0	15	0.00		6									
Emergency Totals	199	0	0.00		0									
District Totals - Absentee														
District Grand Totals														
Greenwich Township	199	84	42.21		11									
Grand Totals	199	84	42.21		11									



**CUMBERLAND COUNTY Statement of Vote
CUM_20200707_E**

REPUBLICAN HOPEWELL TOWNSHIP COMMITTEE

	Registration	Ballots Cast	Turnout (%)	HOPEWELL TOWNSHIP COMMITTEE	Paul J. Ritter III	Kelsey Bayzick	Thomas D. Lake	Personal Choice							
Hopewell 1 - Election Day	1029	0	0.00	0	0	0	0	0							
Hopewell 1 - Emergency	1029	0	0.00	0	0	0	0	0							
Hopewell 2 - Election Day	0	0	0.00	0	0	0	0	0							
Hopewell 2 - Emergency	0	0	0.00	0	0	0	0	0							
Hopewell 3 - Election Day	0	0	0.00	0	0	0	0	0							
Hopewell 3 - Emergency	0	0	0.00	0	0	0	0	0							
Hopewell Mail-In Ballot - Mail-In E	0	387	0.00	312	257	131	2	3							
Hopewell Provisional - Provisional	0	76	0.00	50	46	16									
Election Day Totals	1029	0	0.00	0	0	0	0	0							
Mail-In Ballot Totals	0	387	0.00	312	257	131	2	3							
Provisional Totals	0	76	0.00	50	46	16									
Emergency Totals	1029	0	0.00	0	0	0	0	0							
District Totals - Absentee															
District Grand Totals															
Hopewell Township	1029	463	45.00	362	303	147	5	5							
Grand Totals	1029	463	45.00	362	303	147	5	5							

CUMBERLAND COUNTY Statement of Vote
CUM_20200707_E

REPUBLICAN LAWRENCE TOWNSHIP COMMITTEE													
	Registration	Ballots Cast	Turnout (%)	LAWRENCE TOWNSHIP COMMITTEE Elmer 'Skip' Bowman	Personal Choice								
Lawrence 1 - Election Day	603	2	0.33	2	0								
Lawrence 1 - Emergency	603	0	0.00	0	0								
Lawrence Mail-In Ballot - Mail-In Ballot	0	200	0.00	192	2								
Lawrence Provisional - Provisional	0	72	0.00	65	1								
Election Day Totals	603	2	0.33	2	0								
Mail-In Ballot Totals	0	200	0.00	192	2								
Provisional Totals	0	72	0.00	65	1								
Emergency Totals	603	0	0.00	0	0								
District Totals - Absentee													
District Grand Totals Lawrence Township	603	274	45.44	259	3								
Grand Totals	603	274	45.44	259	3								



**CUMBERLAND COUNTY Statement of Vote
CUM_20200707_E**

REPUBLICAN MAURICE RIVER TOWNSHIP COMMITTEE

	Registration	Ballots Cast	Turnout (%)	MAURICE RIVER TOWNSHIP COMMITTEE	Joseph Sterling	Maurice D. Garton	Personal Choice								
Maurice River 1 - Election Day	739	0	0.00	0	0	0	0								
Maurice River 1 - Emergency	739	0	0.00	0	0	0	0								
Maurice River 2 - Election Day	0	0	0.00	0	0	0	0								
Maurice River 2 - Emergency	0	0	0.00	0	0	0	0								
Maurice River Mail-In Ballot - Mail	0	259	0.00	202	44	2									
Maurice River Provisional - Provis	0	94	0.00	76	11	0									
Election Day Totals	739	0	0.00	0	0	0	0								
Mail-In Ballot Totals	0	259	0.00	202	44	2									
Provisional Totals	0	94	0.00	76	11	0									
Emergency Totals	739	0	0.00	0	0	0									
District Totals - Absentee															
District Grand Totals															
Maurice River Township	739	353	47.77	278	55	2									
Grand Totals	739	353	47.77	278	55	2									

CUMBERLAND COUNTY Statement of Vote
CUM_20200707_E

REPUBLICAN BOROUGH OF SHILOH

	Registration	Ballots Cast	Turnout (%)	SHILOH BOROUGH MAYOR Brad E. Campbell	Personal Choice	SHILOH BOROUGH COUNCIL Jeffrey D. Knerr	Media D. Willis	Personal Choice	SHILOH BOROUGH COUNCIL (UNEXPIRE) Personal Choice				
Shiloh 1 - Election Day	131	0	0.00	0	0	0	0	0	0				
Shiloh 1 - Emergency	131	0	0.00	0	0	0	0	0	0				
Shiloh Mail-In Ballot - Mail-In Ballot	0	59	0.00	54	0	51	53	0	3				
Shiloh Provisional - Provisional	0	17	0.00	11	0	11	11	0	0				
Election Day Totals	131	0	0.00	0	0	0	0	0	0				
Mail-In Ballot Totals	0	59	0.00	54	0	51	53	0	3				
Provisional Totals	0	17	0.00	11	0	11	11	0	0				
Emergency Totals	131	0	0.00	0	0	0	0	0	0				
District Totals - Absentee													
District Grand Totals Borough of Shiloh	131	76	58.02	65	0	62	64	0	3				
Grand Totals	131	76	58.02	65	0	62	64	0	3				



**CUMBERLAND COUNTY Statement of Vote
CUM_20200707_E**

REPUBLICAN STOW CREEK TOWNSHIP COMMITTEE

	Registration	Ballots Cast	Turnout (%)	STOW CREEK TOWNSHIP COMMITTEE	Dale F. Cruzan Jr.	Personal Choice									
Stow Creek 1 - Election Day	410	0	0.00		0	0									
Stow Creek 1 - Emergency	410	0	0.00		0	0									
Stow Creek Mail-In Ballot - Mail-In	0	192	0.00		187	0									
Stow Creek Provisional - Provisional	0	24	0.00		24	0									
Election Day Totals	410	0	0.00		0	0									
Mail-In Ballot Totals	0	192	0.00		187	0									
Provisional Totals	0	24	0.00		24	0									
Emergency Totals	410	0	0.00		0	0									
District Totals - Absentee															
District Grand Totals Stow Creek Township	410	216	52.68		211	0									
Grand Totals	410	216	52.68		211	0									



CUMBERLAND COUNTY Statement of Vote
CUM_20200707_E

REPUBLICAN UPPER DEERFIELD TOWNSHIP COMMITTEE

	Registration	Ballots Cast	Turnout (%)	UPPER DEERFIELD TOWNSHIP COMMITTEE James P. Crilley	Personal Choice										
Upper Deerfield 1 - Election Day	1512	3	0.20	3	0										
Upper Deerfield 1 - Emergency	1512	0	0.00	0	0										
Upper Deerfield 2 - Election Day	0	0	0.00	0	0										
Upper Deerfield 2 - Emergency	0	0	0.00	0	0										
Upper Deerfield 3 - Election Day	0	0	0.00	0	0										
Upper Deerfield 3 - Emergency	0	0	0.00	0	0										
Upper Deerfield 4 - Election Day	0	0	0.00	0	0										
Upper Deerfield 4 - Emergency	0	0	0.00	0	0										
Upper Deerfield Mail-In Ballot - M	0	497	0.00	478	2										
Upper Deerfield Provisional - Pro	0	92	0.00	86	0										
Election Day Totals	1512	3	0.20	3	0										
Mail-In Ballot Totals	0	497	0.00	478	2										
Provisional Totals	0	92	0.00	86	0										
Emergency Totals	1512	0	0.00	0	0										
District Totals - Absentee															
District Grand Totals															
Upper Deerfield Township	1512	592	39.15	567	2										
Grand Totals	1512	592	39.15	567	2										

